


Accessori sottopensili in filo cromato

Art. 3020

Cesto portaoggetti grande. Cromo.
mm. 450 x 180 h. 270




Art. 3021

Cesto portaspezie a 2 piani. Cromo.
mm. 310 x 85 h. 275



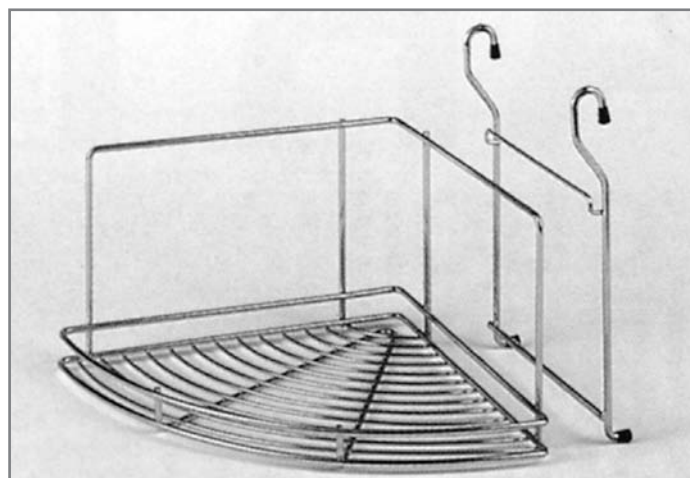
Art. 3022

Cesto portaoggetti piccolo. Cromo.
mm. 260 x 190 h. 150




Art. 3023

Cesto portaoggetti angolo (d/s). Cromo.
mm. 310 x 310 h. 275



Art. 3024

Portarotolo singolo. Cromo.
mm. 325 x 180 h. 180




Art. 3025

Portarotolo triplo. Cromo.
mm. 325 x 170 h. 355




Art. 3026


Leggio pieghevole. Cromo.
mm. 340 x 30 h. 380

**Art. 3027**

Portabicchieri. Cromo.
mm. 410 x 190 h. 120

**Art. 3028**

Portacoltelli in legno con supporto cromato.
mm. 160 x 70 h. 370

**Art. 3036**

Tagliere in legno con supporto cromato.
mm. 210 x 120 h. 380

**Art. 3060**

Tubo cromato - Ø mm. 16, lungh. mm. 600

Art. 3120

Tubo cromato - Ø mm. 16, lungh. mm. 1200

Art. 3150

Tubo cromato - Ø mm. 16, lungh. mm. 1500

Art. 3000

Portatubo cromato - Ø mm. 16

Art. 3002

Gancio appenditutto cromato

Art. 3003

Giunzione in nylon per tubo Ø mm. 16

Art. 3004

Copritesta terminale cromato

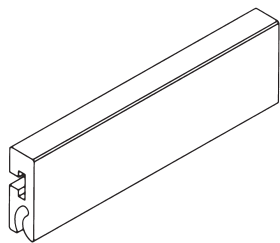
Art. 3005

Curva 90° cromata

Art. 3006

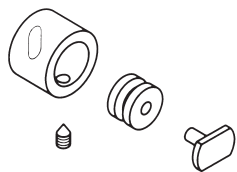
Curva 135° cromata

Accessori sottopensili in acciaio Linea SQUARE



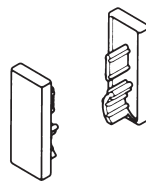
Art. SQ05

Barra 4000 mm.



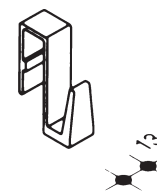
Art. SQ10

Attacco a muro



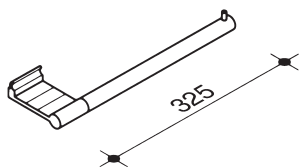
Art. SQ15

Coppia tappi terminale



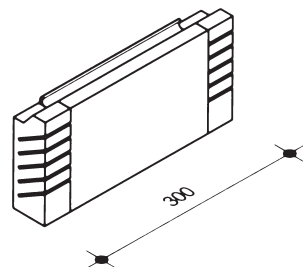
Art. SQ55

Gancio



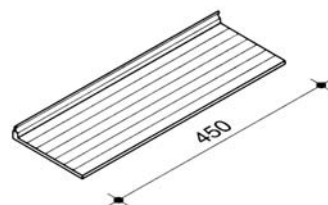
Art. SQ45

Portarotolo
L. 325



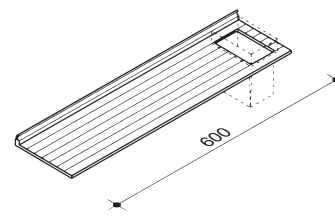
Art. SQ50

Portacoltelli in legno
L. 300



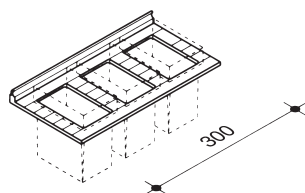
Art. SQ21

Gancio in alluminio
L. 450



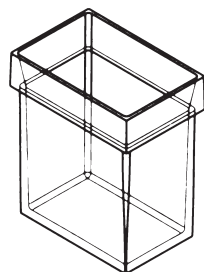
Art. SQ25

Mensola portabarattolo
L. 600



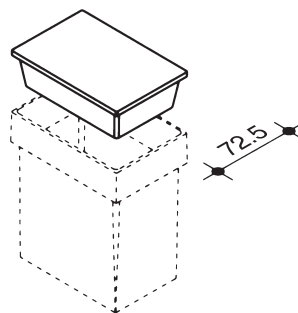
Art. SQ40

Mensola portabarattoli
L. 300



Art. SQ65

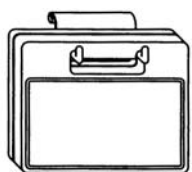
Barattolo plastica
trasparente



Art. SQ60

Coperchio in legno

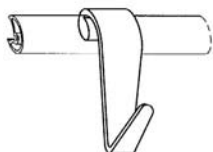
Linea FASTO



Art. F771

Set taglieri con supporto

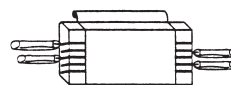
L. 300
H. 238



Art. F210

Gancio portapresine

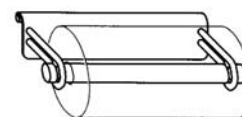
L. 22



Art. F821

Portacoltelli in legno

L. 300



Art. F830

Portarotoli

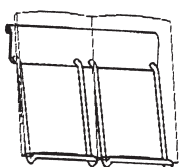
L. 300
H. 70



Art. F890

Portaspatole


L. 210
H. 165



Art. F850

Leggio

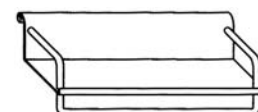
L. 300
H. 210



Art. F870

Portamattarello con
mattarello


L. 470
H. 70



Art. F751

Mensola piccola


L. 300
H. 110



Art. F752

Mensola grande

L. 470
H. 110




Art. F130

Tappo terminale



Art. F900

Attacco a muro



Art. F910

Tubo sagomato 3000
mm.